

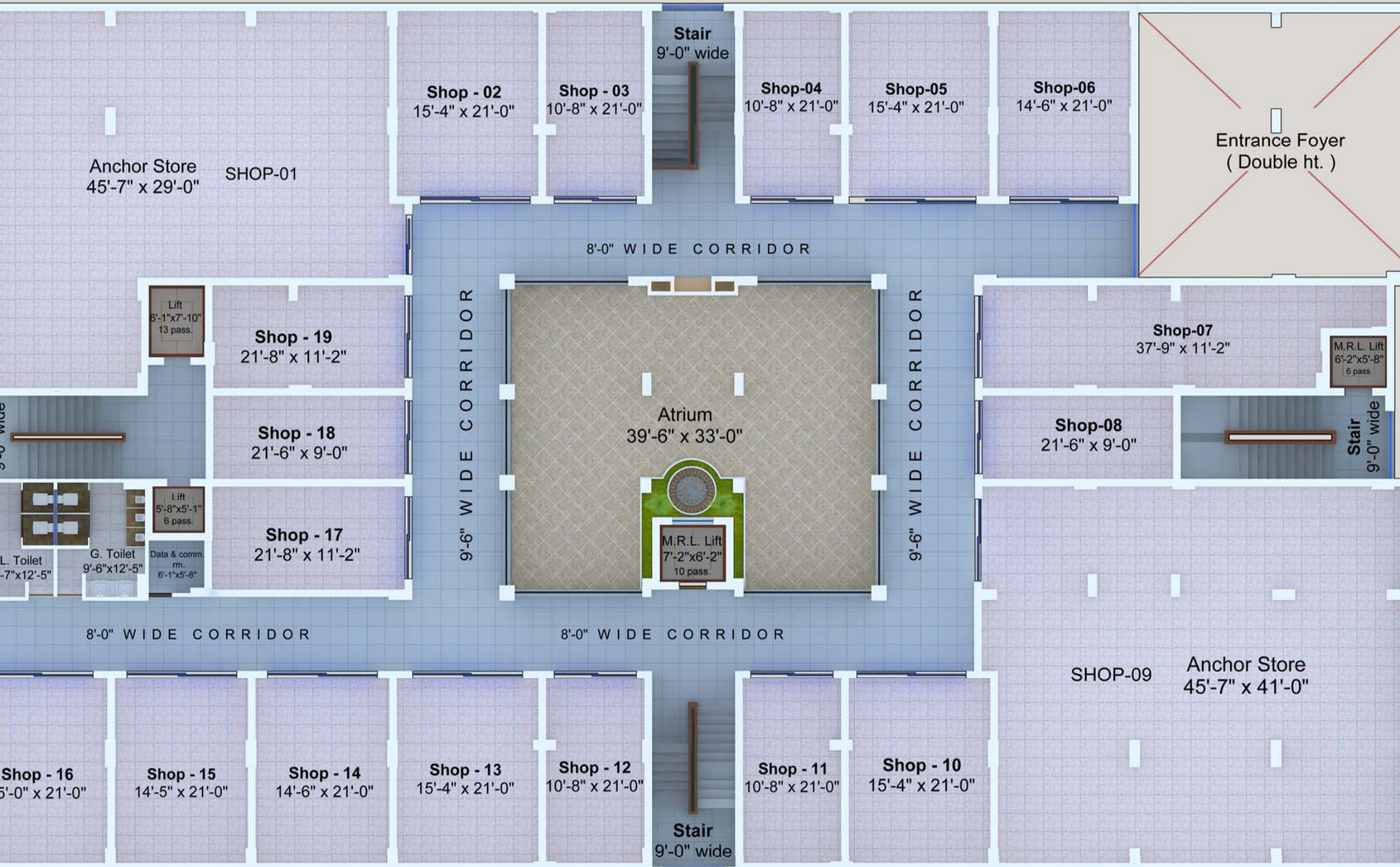


**SUNRISE**  
SAI  
OZONE PLAZA

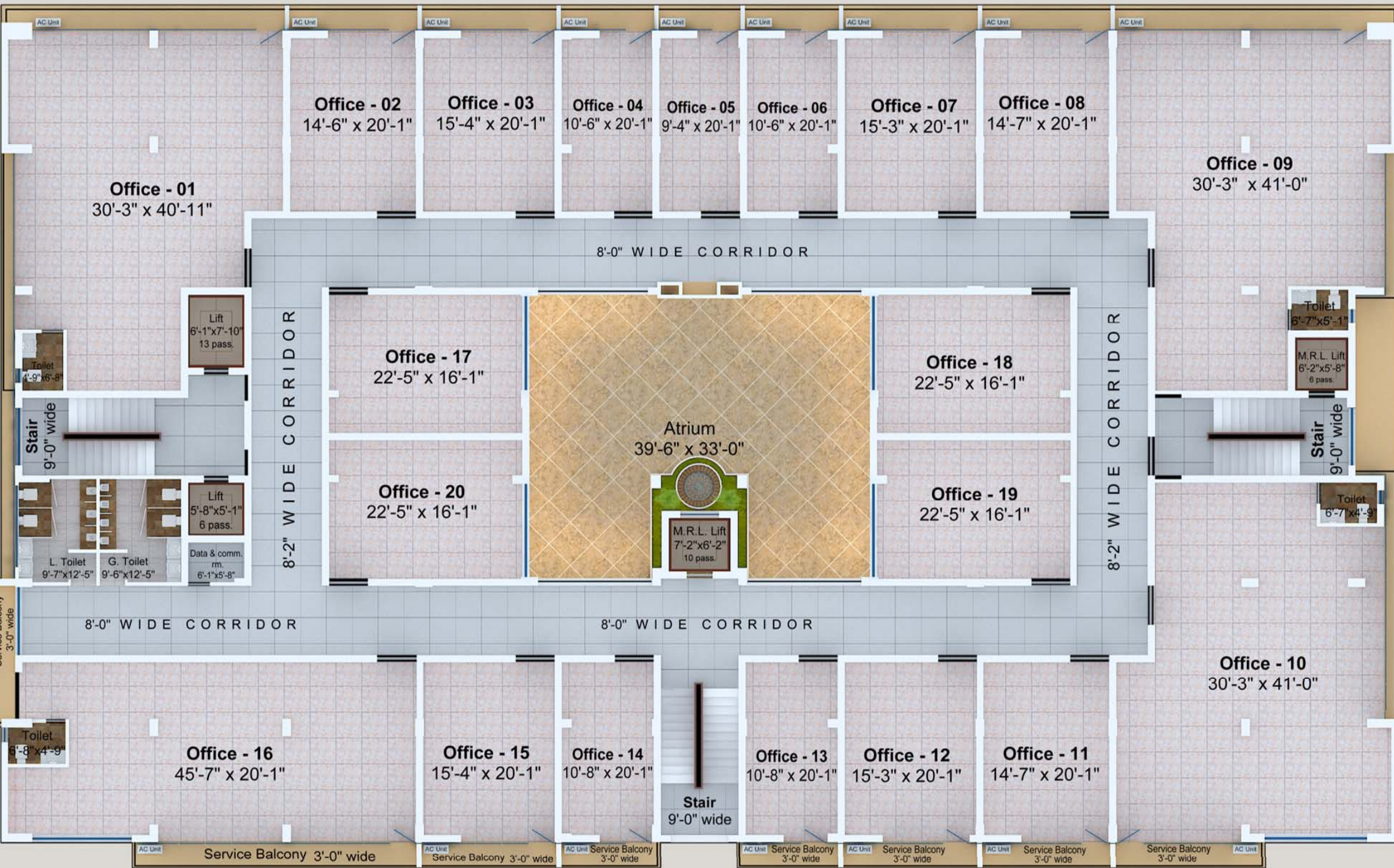












Project :- SUNRISE SAI OZONE PLAZA

Typical 2nd to 4th Floor Plan













# SERVICES AND FACILITIES THAT WILL BLOW YOUR MIND

## STRUCTURE :

R.C.C frame structure building as / structural drawing with 200/100th AAC wall.

## DOORS :

Main Door : 125x62.5 mm thick sal wood frame Including decorative wooden bead around. solid core flush door (green ply/century/mayor) make.

## TOILET DOOR :

125x62.5 mm th sal wood frame including decorative wooden bead around. solid core flush door (green ply/century/mayor) or equivalent make with enamel paint finish.

## INTERNAL DOOR :

125x62.5 mm thick Sal wood frame including decorative wooden bead around. solid core flush door (green ply/century/mayor) or equivalent make. with synthetic enamel finish.

## WINDOWS :

Alumunium/Wooden frames and shutters with 3mm th clear glass including m.s grill.

## FLOORING :

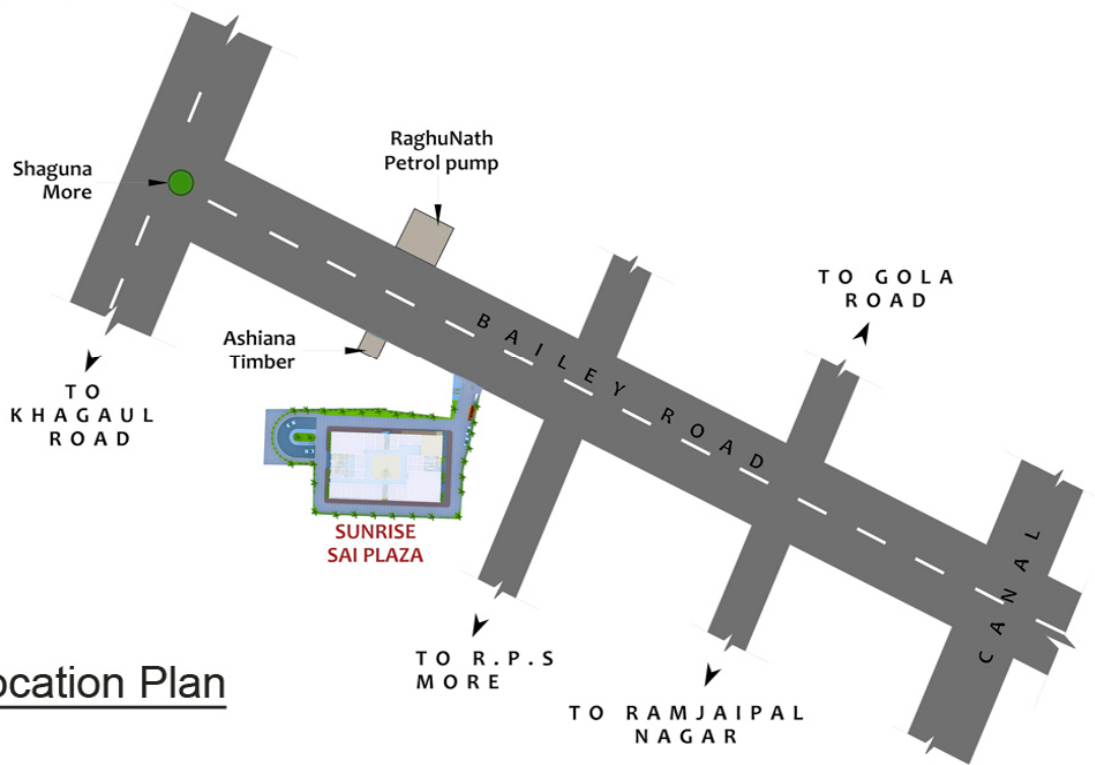
Main Lobbies- granite/marble/vitrified tile  
Common lobbies and corridor- granite/marble/vitrified tile  
Staircase- granite/ marble/ kota stone  
Parking- parking tile flooring  
Offices & Shops - Vitrified tile

## APARTMENT FLOORING

Living & Dining Room : vitrified tile.  
Master Bed Room : vitrified tile.  
Kitchen & Utility- anti skid vitrified tile.  
Toilets : anti skid ceramic tiles.  
Balconies : antiskid ceramic tiles .

## KITCHEN :

granite counter with stainless steel sink of ISI mark.



Location Plan

**CAMPUS :**

Pathway and Driveway- Cement Interlocking tiles

**DADO-**

Lift lobbies : Vitrified/ granite/decorative tiles

Toilets : Glazed ceramic tiles upto 7' ht

Kitchen : glazed ceramic tiles upto 2' ht above counter.

**TOILETS :**

White glazed vitreous wash basin of Parryware, Hindware or equivalent make in all toilets.

White glazed vitreous EWCs of Parryware, Hindware or equivalent make in all toilets.

Hot & Cold water wall mixer of Hindware or equivalent make in all toilets.

Acrylic/fiber glass cisterns in white colour in toilets. Health faucet in all toilets.

**PAINTING & CLADDING :**

**Internal walls & Ceilings :** interior grade wall putty surface only.

**External Finish :** Partially Exterior grade texture paint over of ICI / berger or equivalent make.

MS grills & Railings : Synthetic enamel paint of approved shade and colour.

**ELECTRICAL OUTLINE SPECIFICATIONS :**

All electrical wiring in concealed conduit and using PVC insulated copper wires with modular switches of RR kable/ Anchor or equivalent make. Adequate lighting/power point socket and outlets in each room.

**AC POINTS :**

All offices,shops,bedrooms & living rooms : Provision for split AC (wiring and external socket point only).

**TV POINTS –**

Living Room & Master Bedroom : Complete with wiring & outlet.

DTH Connection : DTH conduit shall be provided in the ducts from terrace to the individual units.

TV wiring upto the ducts from living and master bedrooms only.

**TELEPHONE POINTS :**

Living Room & Master Bedroom : Complete with wiring & outlet.

All other Bedrooms, Offices & Shops : (only conduits- no wiring & outlet).

Data Point : Master bedroom/living room/children's bedroom.

Exhaust Fan Point : Complete with wiring & outlet in all toilets & kitchen

Water Purifier Point : Complete with wiring & outlet in kitchen.

Washing Machine Point : Complete with wiring & outlet in utility.

Security System : CCTV for ground floor common area and campus .

Intercom from main security cabin to all apartments.

Generator : kirlosker or equivalent silent generator of adequate capacity.

**WATER PROOFING-**

Terrace and Sunken Slab water Proofing by DR. Fixit/Choksey chemical or equivalent.

**BORING AND TUBE WELL-**

Boring and tube well of adequate capacity with adequate size ISI mark submersible pump.

**INTERIOR WORK- COMMON AREA** interior work shall be

as per design drawing and specification of Architect.

**LANDSCAPE WORK-**

Campus landscaping work shall be done as per design, drawing and specification given by architect.





**STRUCTURE :**

R.C.C frame structure building as / structural drawing with 200/100th AAC wall.

**DOORS :**

Main Door : 125x62.5 mm thick sal wood frame including decorative wooden bead around. solid core flush door (green ply/century/mayor) make.

**TOILET DOOR :**

125x62.5 mm th sal wood frame including decorative wooden bead around. solid core flush door (green ply/century/mayor) or equivalent make with enamel paint finish.

**INTERNAL DOOR :**

125x62.5 mm thick Sal wood frame including decorative wooden bead around. solid core flush door (green ply/century/mayor) or equivalent make. with synthetic enamel finish.

**WINDOWS :**

Alumunium/Wooden frames and shutters with 3mm th clear glass including m.s grill.

**FLOORING :**

Main Lobbies- granite/marble/vitrified tile  
Common lobbies and corridor- granite/marble/vitrified tile  
Staircase- granite/ marble/ kota stone  
Parking- parking tile flooring  
Offices & Shops - Vitrified tile

**APARTMENT FLOORING**

Living & Dining Room : vitrified tile.  
Master Bed Room : vitrified tile.  
Kitchen & Utility- anti skid vitrified tile.  
Toilets : anti skid ceramic tiles.  
Balconies : antiskid ceramic tiles .

**KITCHEN :**

granite counter with stainless steel sink of ISI mark.

**CAMPUS :**

Pathway and Driveway- Cement Interlocking tiles

**DADO-**

Lift lobbies : Vitrified/ granite/decorative tiles  
Toilets : Glazed ceramic tiles upto 7' ht  
Kitchen : glazed ceramic tiles upto 2' ht above counter.

**TOILETS :**

White glazed vitreous wash basin of Parryware, Hindware or equivalent make in  
White glazed vitreous EWCs of Parryware, Hindware or equivalent make in all to  
Hot & Cold water wall mixer of Hindware or equivalent make in all toilets.  
Acrylic/fiber glass cisterns in white colour in toilets. Health faucet in all toilets

**PAINTING & CLADDING :**

**Internal walls & Ceilings :** interior grade wall putty surface only.  
**External Finish :** Partially Exterior grade texture paint over of ICI / berger or equivalent make.  
MS grills & Railings : Synthetic enamel paint of approved shade and colour.

**ELECTRICAL OUTLINE SPECIFICATIONS :**

All electrical wiring in concealed conduit and using PVC insulated copper wires v  
RR kable/ Anchor or equivalent make. Adequate lighting/power point socket and

**AC POINTS :**

All offices,shops,bedrooms & living rooms : Provision for split AC (wiring and exte

**TV POINTS -**

Living Room & Master Bedroom : Complete with wiring & outlet.  
DTH Connection : DTH conduit shall be provided in the ducts from terrace to the  
TV wiring upto the ducts from living and master bedrooms only.

**TELEPHONE POINTS :**

Living Room & Master Bedroom	:	Complete with wiring & outlet.
All other Bedrooms,	:	(only conduits- no wiring & outlet).
Offices & Shops	:	
Data Point	:	Master bedroom/living room/childre
Exhaust Fan Point	:	Complete with wiring & outlet in all to
Water Purifier Point	:	Complete with wiring & outlet in kitch
Washing Machine Point	:	Complete with wiring & outlet in utilit
Security System	:	CCTV for ground floor common area a
		Intercom from main security cabin to
Generator	:	kirlosker or equivalent silent generat